



## SSCT12V11L2

### 1-Line High Power TVS Diode

#### ● Description

The SSCT12V11L2 is a high power TVS, utilizing leading monolithic silicon technology to provide fast response time and low ESD clamping voltage, making this device an ideal solution for protecting voltage sensitive lines.

The SSCT12V11L2 complies with the IEC 610002 (ESD) standard with  $\pm 30\text{kV}$  air and  $\pm 30\text{kV}$  contact discharge. It is assembled into a 3pin DFN2020-3 package. The leads are finished with NiPdAu. Each device will protect one line. The combination of small size, and high surge capability makes them ideal for use in applications such as cellular phones, LCD displays, USB, and multimedia card interfaces.

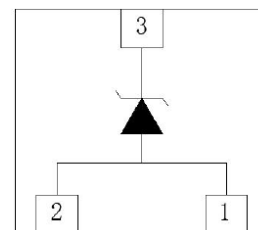
#### ● Feature

- ✧ 4500W peak pulse power (TP = 8/20 $\mu\text{s}$ )
- ✧ DFN2020-3L package
- ✧ Working voltage: 12V
- ✧ Low clamping voltage
- ✧ Low capacitance
- ✧ RoHS compliant transient protection for high-speed data lines to IEC61000-4-2(ESD) $\pm 30\text{kV}$ (air),  $\pm 30\text{kV}$ (contact)

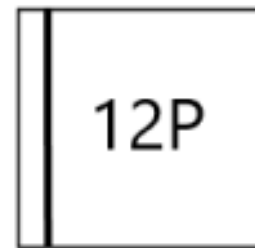
#### ● Applications

- ✧ Charging Port
- ✧ Serial and Parallel Ports
- ✧ Projection TV
- ✧ Notebooks, Desktops, Server

#### ● PIN configuration



Top view



Marking

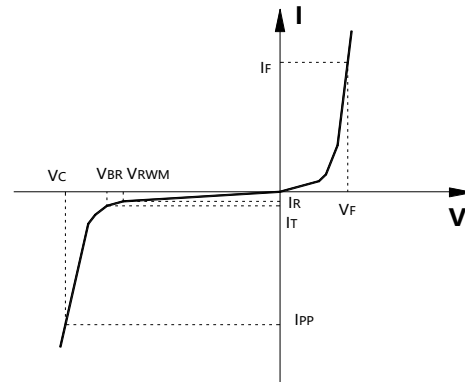
#### ● Mechanical data

- ✧ Lead finish: 100% matte Sn (Tin)
- ✧ Mounting position: Any
- ✧ Qualified max reflow temperature: 260 $^{\circ}\text{C}$
- ✧ Device meets MSL 3 requirements
- ✧ Pure tin plating: 7 ~ 17  $\mu\text{m}$



## ● Electronic Parameter

Symbol	Parameter
$V_{RWM}$	Peak Reverse Working Voltage
$I_R$	Reverse Leakage Current @ $V_{RWM}$
$V_{BR}$	Breakdown Voltage @ $I_T$
$I_T$	Test Current
$I_{PP}$	Maximum Reverse Peak Pulse Current
$V_C$	Clamping Voltage @ $I_{PP}$
$P_{PP}$	Peak Pulse Power
$C_J$	Junction Capacitance



## ● Absolute maximum rating @TA=25°C

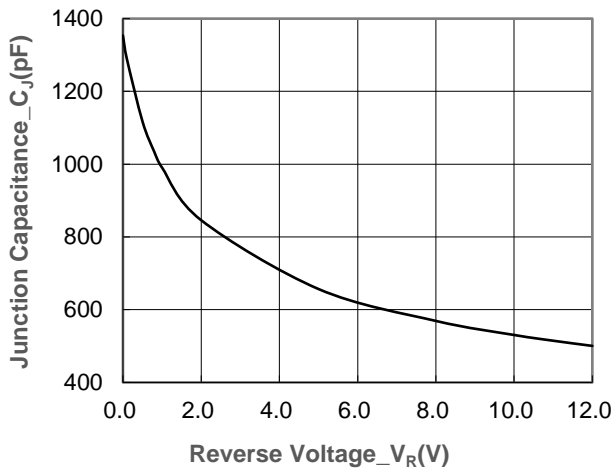
Parameter	Symbol	Value	Units
Peak Pulse Power (8/20μs)	$P_{PP}$	4500	W
Peak Pulse Current (8/20μs)	$I_{PP}$	170	A
ESD Rating per IEC61000-4-2:	$V_{ESD}$	±30 ±30	kV
Contact			
Air			
Storage Temperature	TSTG	-55/+150	°C
Operating Temperature	TJ	-55/+125	°C

## ● Electrical Characteristics @TA=25°C

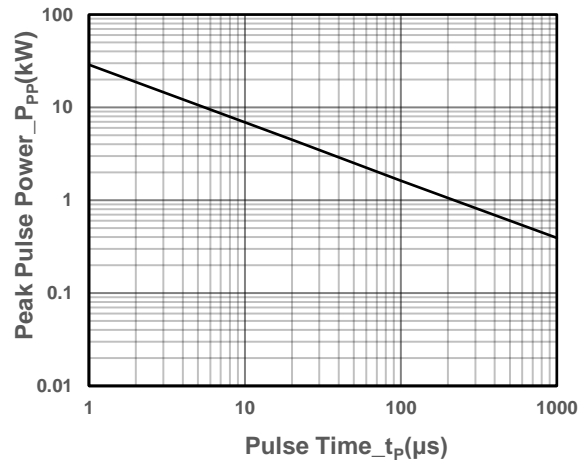
Parameter	Symbol	Conditions	Min.	Typ.	Max.	Units
Peak Reverse Working Voltage	$V_{RWM}$	Any I/O to Ground			12	V
Breakdown Voltage	$V_{BR}$	$I_T = 1\text{mA}$	13.2	14	15	V
Reverse Leakage Current	$I_R$	$V_{RWM} = 12\text{V}$			1	μA
Clamping Voltage	$V_C$	$I_{PP} = 50\text{A}$ , $t_P = 8/20\mu\text{s}$		17		V
Clamping Voltage	$V_C$	$I_{PP} = 170\text{A}$ , $t_P = 8/20\mu\text{s}$		21	29	V
Junction Capacitance	$C_J$	$V_R = 0\text{V}$ , $f = 1\text{MHz}$		1300	1500	pF



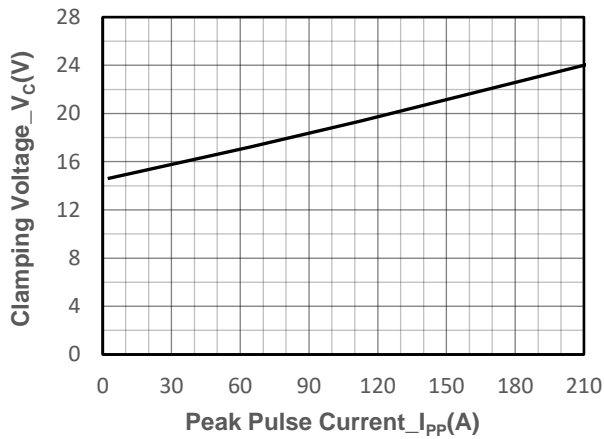
## ● Typical Performance Characteristics



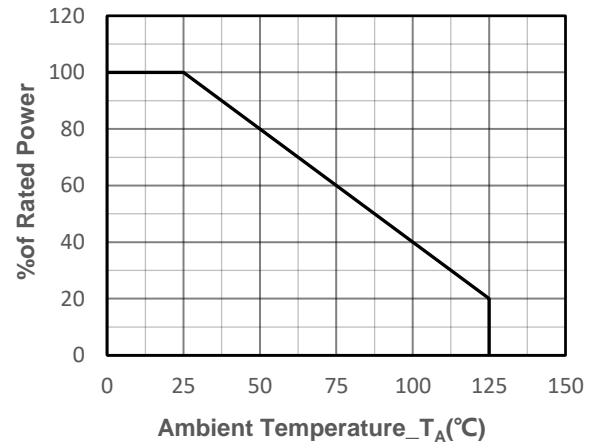
Junction Capacitance vs. Reverse Voltage



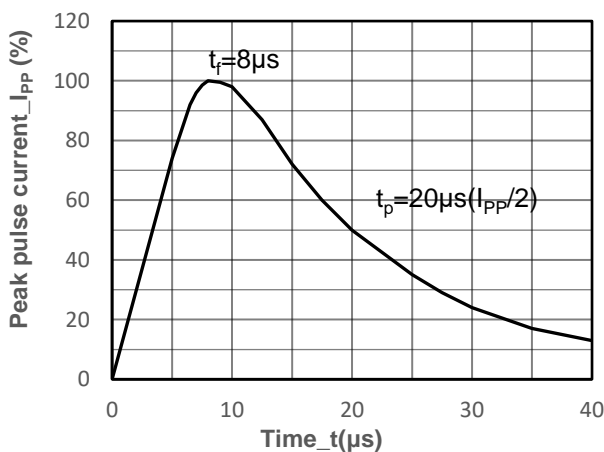
Peak Pulse Power vs. Pulse Time



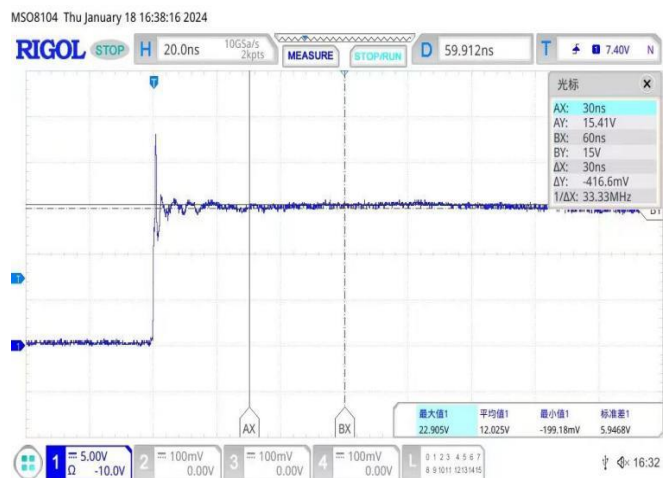
Clamping Voltage vs. Peak Pulse Current



Power derating vs. Ambient temperature



8/20 $\mu$ s Pulse Waveform



Note: Data is taken with a 10x attenuator ESD  
Clamping Voltage 8kV contact per IEC61000-4-2



## ● Package Information

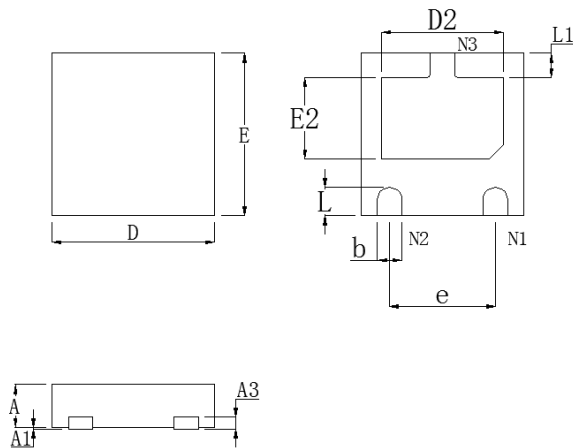
### Ordering Information

Device	Package	Qty per Reel	Reel Size
SSCT12V11L2	DFN2020-3L	3000	7 Inch

### Mechanical Data

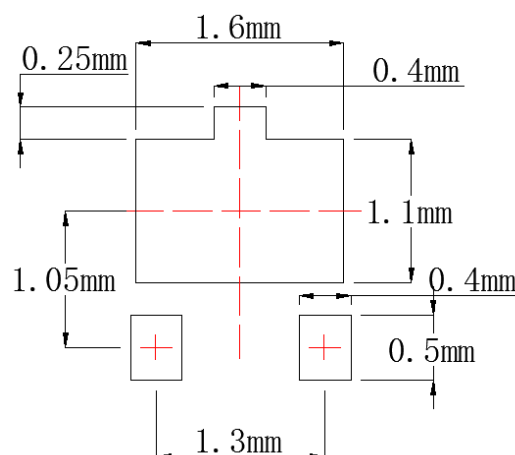
Case: DFN2020-3

Case Material: Molded Plastic. UL Flammability



DIM	Millimeters		
	Min	Nom	Max
A	0.55	0.60	0.65
A1	0.00	0.02	0.05
A3	0.10REF		
D	1.90	--	2.10
E	1.90	--	2.10
b	0.25	--	0.35
L	0.35	--	0.45
L1	0.20	--	0.30
D2	1.40	--	1.60
E2	0.95	--	1.15
e	1.20	--	1.40

### Recommended Pad outline





## DISCLAIMER

SSCSEMI RESERVES THE RIGHT TO MAKE CHANGES WITHOUT FURTHER NOTICE TO ANY PRODUCTS HEREIN TO IMPROVE RELIABILITY, FUNCTION OR DESIGN. SSCSEMI DOES NOT ASSUME ANY LIABILITY ARISING OUT OF THE APPLICATION OR USE OF ANY PRODUCT OR CIRCUIT DESCRIBED HEREIN; NEITHER DOES IT CONVEY ANY LICIENCE UNDER ITS PATENT RIGHTS, NOR THE RIGHTS OF OTHERS.

THE GRAPHS PROVIDED IN THIS DOCUMENT ARE STATISTICAL SUMMARIES BASED ON A LIMITED NUMBER OF SAMPLES AND ARE PROVIDED FOR INFORMATIONAL PURPOSE ONLY. THE PERFORMANCE CHARACTERISTICS LISTED IN THEM ARE NOT TESTED OR GUARANTEED. IN SOME GRAPHS, THE DATA PRESENTED MAY BE OUTSIDE THE SPECIFIED OPERATING RANGE (E.G, OUTSIDE SPECIFIED POWER SUPPLY RANG) AND THEREFORE OUTSIDE THE WARRANTED RANGE.

OUR PRODUCT SPECIFICATIONS ARE ONLY VALID IF OBTAINED THROUGH THE COMPANY'S OFFICIAL WEBSITE, CRM SYSTEM, OR OUR SALES PERSONNEL CHANNELS. IF CHANGES OR SPECIAL VERSIONS ARE INVOLVED, THEY MUST BE STAMPED WITH A QUALITY SEAL AND MARKED WITH A SPECIAL VERSION NUMBER TO BE VALID.